

# 21.5" Flat Stainless P-Cap IP69K Panel PC (Intel® Celeron Bay Trail-M N2930 1.83GHz)

Flat Stainless P-Cap Chassis

MODEL #: W22IB3S-SPA369



## Features:

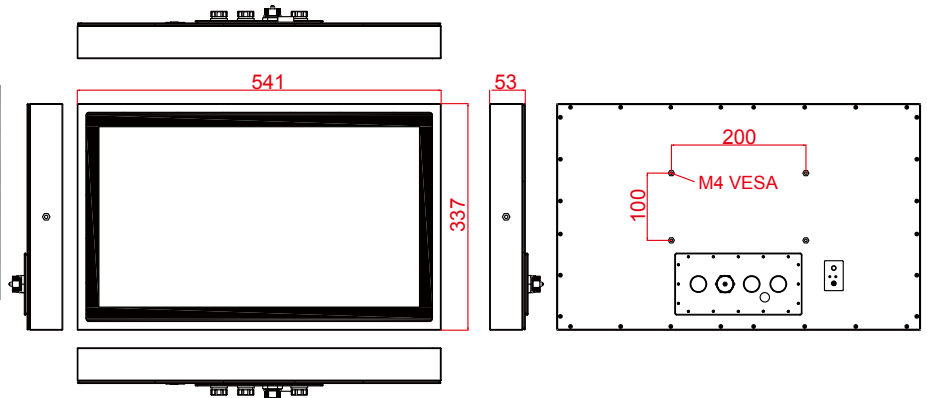
- 21.5", 1920 x 1080, P-cap touch with flat design
- Intel® Celeron Bay Trail-M N2930, 1.83 GHz
- SUS304 stainless steel for food and chemical industries
- Full IP69K waterproof enclosure, good corrosion resistance
- A true flat, easy-to-clean front surface with edge-to-edge design
- Plenty of I/Os, including USB 2.0, RS232 and RJ45-10/100/1000 LAN
- Waterproof ports with adapter cables for external connectivity
- Supports VESA mount
- Supports Glove/ Rain mode (Optional)

## Waterproof connector / cable

### Air Venting Valve



2 x USB2.0 LAN COM2 Power



\* Note: this is a simplified drawing and some components are not marked in detail. Please contact our sales representative if you need further product information.

## System Specifications

### TFT Characteristics

- Resolutions : 1920 x 1080
- Brightness : 250 cd/m<sup>2</sup> (typ.)
- Contrast Ratio : 3000 : 1 (typ.)
- Viewing Angles : -89~89(H); -89~89(V)
- Max Colors : 16.7M
- Touchscreen : Projected Capacitive Multi-Touch (Default); Non-touch glass (Optional); Anti-glare coating (Optional)

### Power Specifications :

- Power Input : 12V DC IN (Lockable Power Jack)
- Power Consumption : 56W (typ.) (Max. backlight & high CPU load)

### Environment Considerations :

- Operating Temperature : 0 deg.C to 45deg.C
- Operating Humidity : 30% to 90% (non condensing)
- IP Rating : IP69K, air venting valve

### SBC Specifications :

- Processor : Intel® Celeron Bay Trail-M N2930 1.83GHz
- BIOS : AMI 16Mbit Flash
- System Chipset : Intel® Atom SoC Integrate
- Memory Slot : 1 x SO-DIMM, Default 4GB, Max 8GB DDR3L 1600
- Storage : Default 64GB Mini PCIe SATA III
- Graphic Chipset : Integrated HD Graphics
- Ethernet : 2 x RJ45 Gigabit LAN (1 x RJ45 internal)
- Audio : Built in ALC886 HD Audio Codec
- USB : 6 x USB2.0 (4 x USB internal)
- Serial : 4 x RS232 (3 x RS232 internal)
- Expansion Slot : 1 x Mini PCIe (Internal)
- SSD Interface : 1 x Mini PCIe SSD
- Power Input : DC-IN (Lockable, Power Jack)
- Certification : CE, FCC, RoHS
- Security : Trusted Platform Module (TPM 1.2)

\* A customized housing is needed if you would like to have more I/O connectors.

### Input/ Output Connectors :

- Ethernet LAN : 1 X RJ45-10/100/1000 Mbps
- COM : 1 X RS232
- USB : 2 x USB
- Power : 1 X 12VDC

### Accessories :

- External Power Supply 80W w/power cord
- LAN Cable
- Serial Cable
- USB Cable
- VESA screws

### Order Options :

SBC	PANEL PC
RAM : SODIMM DDR3L Max 8GB	OS : Windows 10 IoT Enterprise
Storage : 2.5" HDD/Mini PCIe SSD	Windows Embedded 8.1 Industry Pro
	Windows Embedded 8 Standard
	Windows Embedded 7 Standard



Note: All Specifications are subject to change without prior notice!

Revised Date: 14-May-2019 V1.5

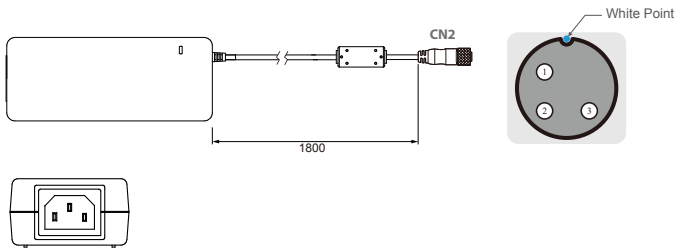
# 21.5" Flat Stainless P-Cap IP69K Panel PC (Intel® Celeron Bay Trail-M N2930 1.83GHz)

Flat Stainless P-Cap Chassis

MODEL #: W22IB3S-SPA369

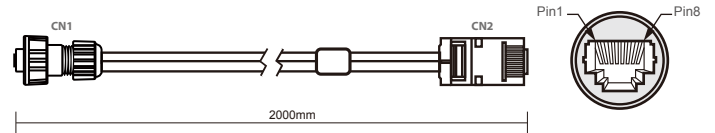
Pin Assignment of Cables

## Power Cable



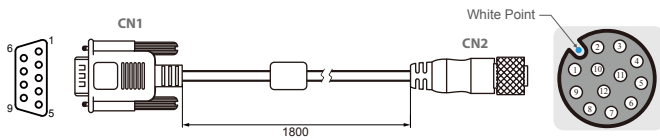
Pin No.	Symbols	Color		Pin No.	Symbols	Color
CN1-1	VIN -	NO ASSIGN	↔	CN2-1	VCC+	Flow Adapter
CN1-2	VIN -	NO ASSIGN	↔	CN2-2	GND	Flow Adapter
CN1-3	VIN -	NO ASSIGN	↔	CN2-3	VCC -	Flow Adapter

## LAN Cable



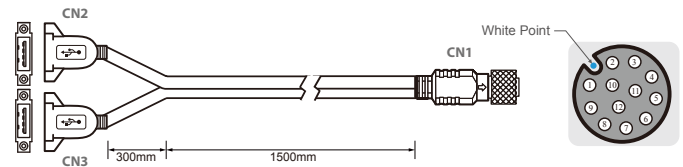
Plug	Wire Color	Conn.	
1	Orange / White	1	Twist
2	Orange	2	
3	Green / White	3	
4	Blue	4	Twist
5	Blue / White	5	
6	Green	6	Twist
7	Brown / White	7	
8	Brown	8	

## RS232 Cable



Pin No.	Symbols	Color		Pin No.	Symbols	Color
CN1-1	DCD-CON2	Green	↔	CN2-1	DCD-CON2	Green
CN1-6	DSR-CON2	Brown	↔	CN2-2	DSR-CON2	Brown
CN1-2	RXD-CON2	Red	↔	CN2-3	RXD-CON2	Red
CN1-7	RTS-CON2	Orange	↔	CN2-4	RTS-CON2	Orange
CN1-3	TXD-CON2	Blue	↔	CN2-5	TXD-CON2	Blue
CN1-8	CTS-CON2	White	↔	CN2-6	CTS-CON2	White
CN1-4	DTR-CON2	Purple	↔	CN2-7	DTR-CON2	Purple
CN1-9	RI-CON2	Yellow	↔	CN2-8	RI-CON2	Yellow
CN1-5	GND-CON2	Black	↔	CN2-9	GND-CON2	Black

## USB Cable



Pin No.	Symbols	Color		Pin No.	Symbols	Color
CN1-2	VCC	RED	↔	CN2-1	VCC	RED
CN1-3	D-	WHITE	↔	CN2-2	D-	WHITE
CN1-4	D+	GREEN	↔	CN2-3	D+	GREEN
CN1-5	GND	BLACK	↔	CN2-4	GND	BLACK
CN1-6	VCC	RED	↔	CN3-1	VCC	RED
CN1-7	D-	WHITE	↔	CN3-2	D-	WHITE
CN1-8	D+	GREEN	↔	CN3-3	D+	GREEN
CN1-9	GND	BLACK	↔	CN3-4	GND	BLACK
CN1-1	GND	Braid	↔	Braid connect to the housing		